


## InGaAs QUADRANT PHOTODIODE



### Description

1.5mm diameter Low Dark Current InGaAs Quadrant Photodiode with P on N construction and 45um gaps. Packaged in a TO-5 with a hermetic ultra flat fused silicon glass window cap.

### Features

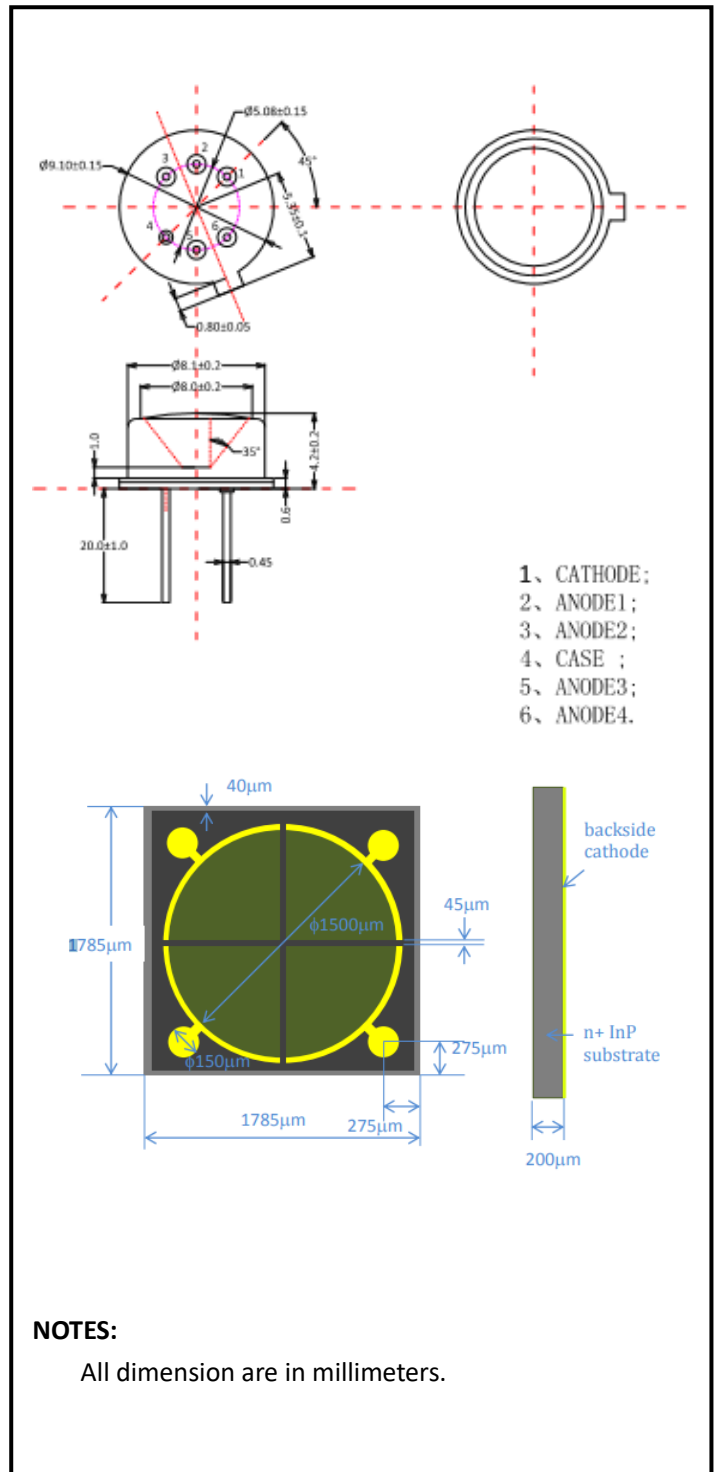
- \* Planar structure on N+ InP substrate with 4 top anode contacts
- \* High responsivity and uniformity
- \* Low noise and cross-talk between channels

### General Ratings

- \* High linearity
- \* High reliability

### Applications

- \* Laser beam position sensor
- \* Minuteness process controller
- \* Optical tweezers
- \* Laser guidance



Information in this technical datasheet is believed to be correct and reliable. However, no responsibility is assumed for possible inaccuracies or omission. Specifications are subject change without notice

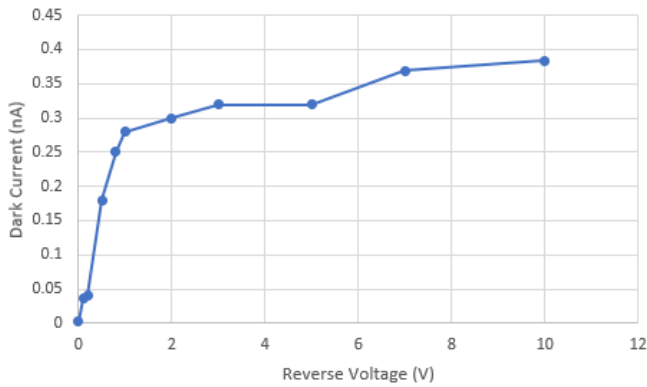


## Absolute Maximum Ratings (Ta=25°C)

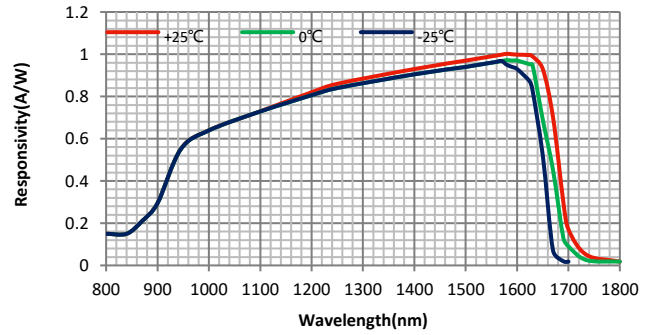
Parameter	Symbol	Condition	Min.	Typ.	Max.	Unit
Chip size	Dia.			Φ1.5		mm
Gap	d	element to element		45		um
Dark current	I <sub>D</sub>	V <sub>R</sub> =1V, Per channel		0.28		nA
Rise time	t <sub>R</sub>	f=1MHz; λ=1550nm; V <sub>R</sub> =5V, R <sub>L</sub> =50Ω		2	3	ns
Temp coefficient of I <sub>D</sub>	T <sub>CID</sub>			0.18		times/°C
Reverse breakdown voltage	V <sub>(BR)R</sub>	I <sub>R</sub> =10μA Ev=0lx		10		V
Junction Capacitance	C <sub>J</sub>	V <sub>R</sub> =0V f=1MHz		47		nF
		V <sub>R</sub> =5V f=1MHz		25	30	pF
Crosstalk Channel- to -Channel		850-1700nm, Adjacent Channels, V <sub>R</sub> =5V			3	%
Uniformity of each Element	δ <sub>Re</sub>	V <sub>R</sub> =5V, λ =1500nm, φ e=10μW			2	%
Photo sensitivity	S <sub>R</sub>	1310nm		0.9		A/W
		1550nm		0.95		
Spectral Application Range	λ <sub>range</sub>		800		1700	nm
Spectral Response-Peak	λ <sub>p</sub>			1600		nm
Shunt resistance	R <sub>sh</sub>	V <sub>R</sub> =10mV		35		MΩ
Rsh Temperature Coefficient	TC R <sub>sh</sub>	V <sub>R</sub> =10mV		0.18		%/°C
Detectivity	D*	@λ <sub>p</sub>		3.17*10 <sup>12</sup>		cm*Hz <sup>1/2</sup> /W
Noise equivalent power	NEP	@λ <sub>p</sub>		3.15*10 <sup>-14</sup>		W/Hz <sup>1/2</sup>
Angular Resp 50% Resp Pt	θ <sub>1/2</sub>			±45		Degrees

Information in this technical datasheet is believed to be correct and reliable. However, no responsibility is assumed for possible inaccuracies or omission. Specifications are subject change without notice

## ■ Dark current vs. reverse voltage

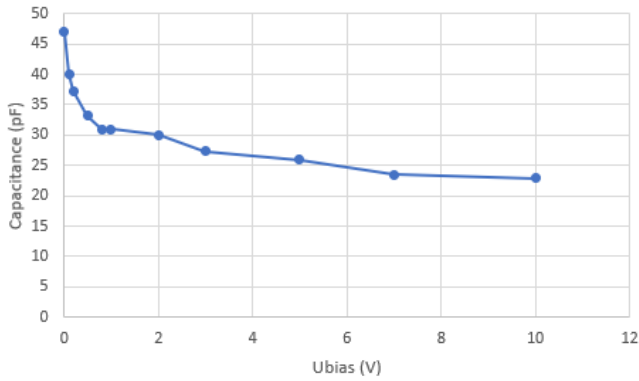


## ■ Spectral response



## ■ Relative Junction Capacitance

### VS. Voltage



Information in this technical datasheet is believed to be correct and reliable. However, no responsibility is assumed for possible inaccuracies or omission. Specifications are subject change without notice

OTRON ELECTRONIC TECHNOLOGY CO., LTD

TEL:+86-21-54971821

FAX:+86-21-54971823

EMAL: frank.shuai@e-otron.com

http://www.e-otron.com